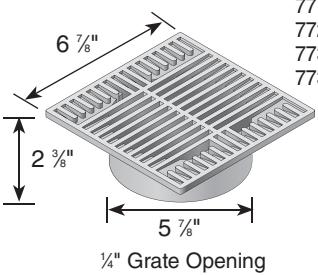



SQUARE GRATES/SPEE-D[®] BASINS

Part No.	Description	Color	Pkg. Qty.	Wt. Ea. (lbs.)	Product Class	Specifications
771	7" Square Grate	Black	10	0.70	10ND	NDS #771, #772, #773, or #773S, 7" Square Structural Foam Polyolefin Grate with UV inhibitor. Open surface area 13.60 square inches. 17.83 GPM.
772	7" Square Grate	Green	10	0.70	10ND	
773	7" Square Grate	Gray	10	0.7	10ND	
773S	7" Square Grate	Sand	10	0.7	10ND	

Fits Spee-D[®] Basin, 6" Sewer and Drain Pipe and Fittings, 6" Corrugated Pipe.



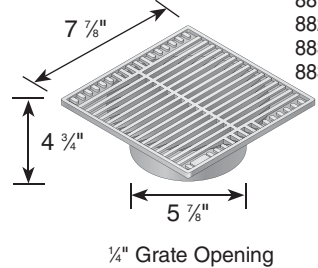
1/4" Grate Opening




(See pg. 48) ADA Compliant/Heel-proof

Part No.	Description	Color	Pkg. Qty.	Wt. Ea. (lbs.)	Product Class	Specifications
881	8" Square Grate	Black	10	0.80	10ND	NDS #881, #882, #883, or #883S, 8" Square Structural Foam Polyolefin Grate with UV inhibitor. Open surface area 17.16 square inches. 22.48 GPM.
882	8" Square Grate	Green	10	0.8	10ND	
883	8" Square Grate	Gray	10	0.80	10ND	
883S	8" Square Grate	Sand	10	0.80	10ND	

Fits Spee-D[®] Basin, 6" Sewer and Drain Pipe and Fittings, 6" Corrugated Pipe and DWV Pipe.



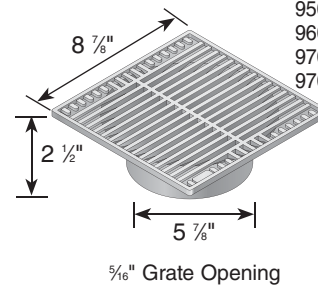
1/4" Grate Opening




(See pg. 48) ADA Compliant/Heel-proof

Part No.	Description	Color	Pkg. Qty.	Wt. Ea. (lbs.)	Product Class	Specifications
950	9" Square Grate	Green	10	1.90	10ND	NDS #950, #960, #970, #970S, 9" Square Structural Foam Polyolefin Grate with UV inhibitor. Open surface area 28.40 square inches. 37.20 GPM.
960	9" Square Grate	Gray	10	1.90	10ND	
970	9" Square Grate	Black	10	1.90	10ND	
970S	9" Square Grate	Sand	10	1.90	10ND	

Fits Spee-D[®] Basin, 6" Sewer and Drain Pipe and Fittings, 6" Corrugated Pipe.



5/16" Grate Opening

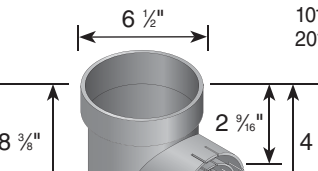
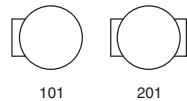


(See pg. 48) ADA Compliant

SPEE-D[®] BASINS

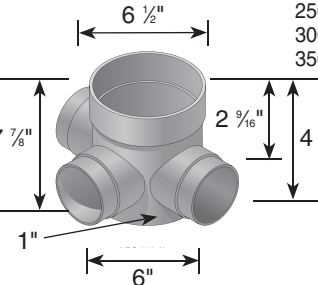
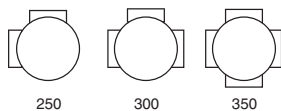
Part No.	Description	Color	Pkg. Qty.	Wt. Ea. (lbs.)	Product Class	Specifications
101	1 - 3" and 4" Locking Outlet *	Black	10	1.60	10ND	NDS #101 and #201 with locking outlet #250, #300, or #350, 6" Spee-D [®] Catch Basin. Patent #D402,013.
201	2 - 3" and 4" Locking Outlets *	Black	10	1.90	10ND	

#101, #201 Outlets fit 3" or 4" Sewer & Drain Pipe, 3" or 4" Corrugated Pipe. #101 Outlet also fits 4" SCH 40 and 3" & 4" Triple Wall Pipe. Use NDS #66 as Riser for all 6" round catch basins (see S&D fitting price catalog). *New Locking Outlet snaps on to most 3" and 4" corrugated pipe.

Part No.	Description	Color	Pkg. Qty.	Wt. Ea. (lbs.)	Product Class	Specifications
250	2 - 3" and 4" 90° Outlets	Black	12	1.92	10ND	NDS #250, #300 and #350 outlet, 6" Spee-D [®] Catch Basin.
300	3 - 3" and 4" Outlets	Black	12	1.92	10ND	
350	4 - 3" and 4" Outlets	Black	12	2.25	10ND	

#250, #300, #350 Outlets fit 4" Sewer & Drain Pipe, 3" and 4" Corrugated Pipe and DWV Pipe, 4" SCH 40 Pipe, 4" Sewer and Drain Fittings.

Note: All dimensions are nominal. All weights are for shipping purposes only. Availability is subject to change.